

Angry Audio CATALOGUE



Contents.

It's what's on the inside that counts.

CATALOG CONTENTS

Balancing Gadgets	2
<i>Stereo Balancing Gadget</i>	3
<i>Dual Stereo Balancing Gadget</i>	4
<i>Bidirectional Balancing Gadget</i>	5
Talkshow Gadget	6
<i>Talkshow Gadget</i>	7
Failsafe Gadget	8
<i>Failsafe Gadget</i>	9
Distribution Gadget	10
<i>Distribution Gadget</i>	11
Guest Gizmo	12
<i>Guest Gizmo</i>	13
Mic Tally Gizmo	14
<i>Mic Tally Gizmo</i>	15



Pristine Sound

Pure transparent recording-studio grade audio. Gadgets sound amazing.



Built for Broadcast

Over-engineered for rock-solid reliability and guaranteed RFI immunity.



Problem Solvers

Innovative solutions for problems you might not have known were fixable.



Our Guarantee

Buy any gadget and use it for 30 days. If you don't love it, we'll buy it back.

Problems disappear when you get angry.

Meet the audio gadgets and gizmos. A range of products designed to address some of the more pernicious problems encountered in broadcast audio. Every gadget is meticulously engineered to deliver pristine-perfect audio for years. Every component is carefully selected for performance and longevity. And every feature has been thoughtfully considered to give you exactly the right tools for the job at hand. You'll find our gadgets and gizmos invaluable in a variety of pro applications such as broadcasting and recording, live and worship.

Ground breaking technology. And for once, that's not hyperbole.

Balancing Gadgets

Professional applications use balanced audio for good reason. Balanced circuits offer many performance advantages compared to unbalanced audio, such as increased headroom and reduced noise from radiation and ground differentials. Sometimes, though, unbalanced devices are unavoidable. The Balancing Gadgets were made for those times.



All three Balancing Gadgets feature an internal low-noise linear power supply, direct coupled transformerless analog circuitry and our exclusive input design that suppresses common mode noise. The result is the most sonically-transparent devices available. Never any buzz, hum, hiss or RFI.

Stereo Balancing Gadget

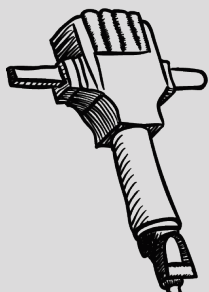
Converts unbalanced stereo -10dBV audio via two RCA/Phono jacks into professional +4dBu fully balanced lines on two XLR connectors. Ideal for a single playback-only consumer device. State-of-the-art analog circuitry is low-distortion, low-noise, and includes DC offset correction and our exclusive input stage that reduces ground-loop noise.

Dual Stereo Balancing Gadget

We stuffed two Stereo Balancing Gadgets into a single box. Two playback-only consumer devices feed four RCA/Phono jacks at -10dBV. 4 XLR connectors deliver +4dBu balanced audio to your professional equipment. Output amplifiers capable of driving +26dBu into long cables, even low-impedance 600Ω loads (+24dBm).

Bidirectional Balancing Gadget

Converts one stereo pair from unbalanced to balanced and another stereo pair from balanced to unbalanced. Perfect for a recording device or a computer sound-card. All unbalanced and balanced signals are on RCA/Phono jacks and XLR connectors, respectively. Plenty of gain in the unlocked position means even low-level computer sound-cards are no problem.



Groundbreaking Technology

Our exclusive active input circuitry dramatically suppresses common-mode noise on unbalanced sources. Not only will the balancing gadgets eliminate the hum and buzz of a ground loop, it will also reduce noise from external sources such as power lines and digital noisemakers.

You can even run long unbalanced cables between gear. The balancing gadgets make it possible to use unbalanced equipment in professional applications without compromising performance.

Mounting Options



Rack Mount Kit
Pro mount one or two gadgets in only 1RU.



Wall Mount Kit
Attach your gadget to a wall or inside of a cabinet.



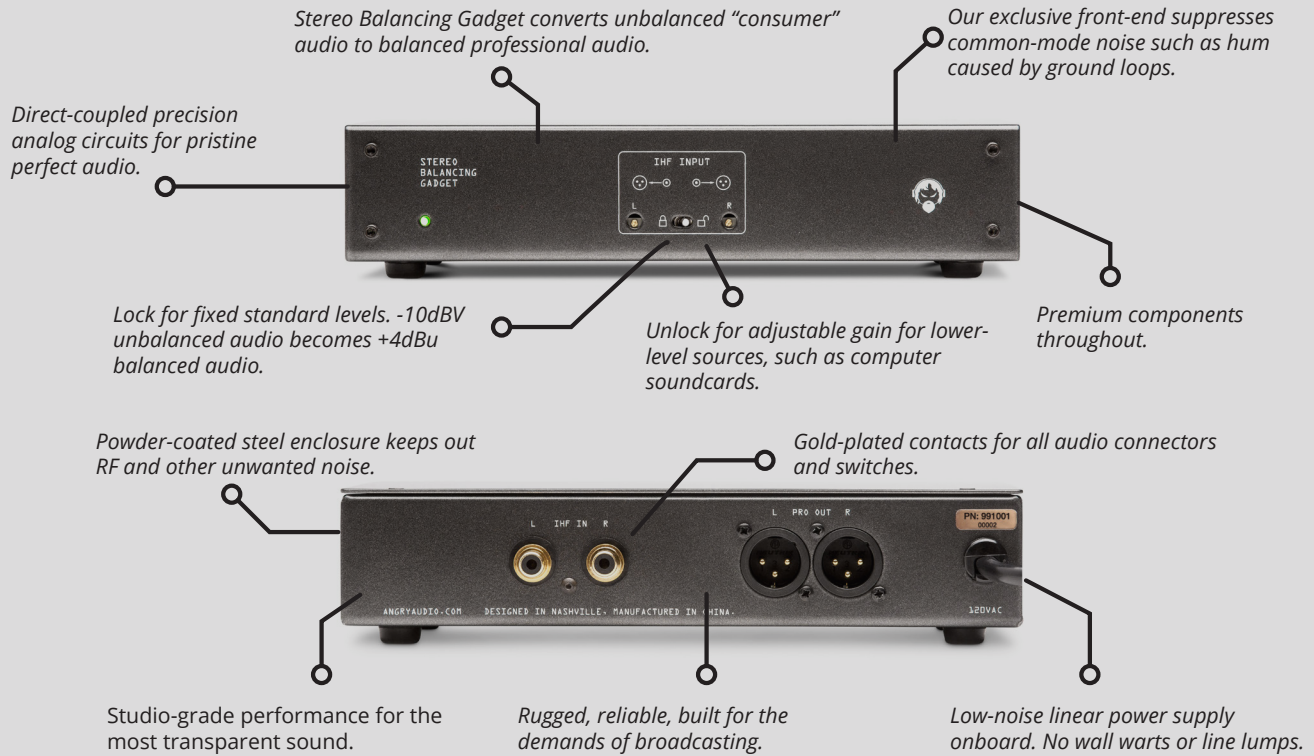
Desktop Mount Kit
Brackets tilt the gadget toward the user's eyes.



Under Cabinet Mount Kit
Conveniently located under the edge of your desk.

Stereo Balancing Gadget

Converts unbalanced stereo -10dBV audio via two RCA/Phono jacks into professional +4dBu fully balanced lines on two XLR connectors. Ideal for a single playback-only consumer device. State-of-the-art analog circuitry is low-distortion, low-noise, and includes DC offset correction and our exclusive input stage that reduces ground-loop noise.



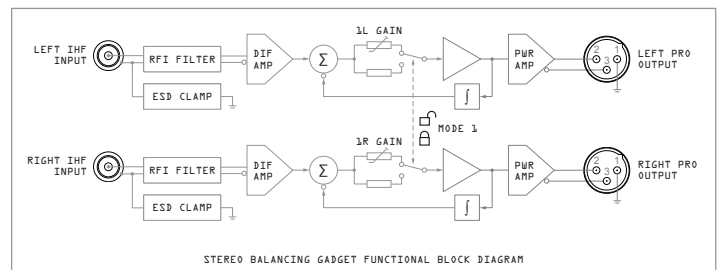
Specifications:

Unbalanced to Balanced Conversion

Fixed Gain	+11.8dB (-10dBV in = +4dBu out)
Adjustable Gain Range	+10dB to +28dB
Frequency Response	±0.2dB, 20 Hz - 20kHz
THD+N	≤0.004%, 20 Hz - 20kHz
Noise	≤90dBu, 20Hz - 20kHz (locked)
Headroom	≥20dB
Maximum Output Level	+26dBu (+24dBm @ 600Ω load)
Input Impedance	100kΩ
Output Impedance	100Ω balanced
Crosstalk	≤-75dB (10kHz)
CMRR	≥70dB (20Hz to 20 kHz)

Power and Environmental

North American Version	115VAC 60 Hz, NEMA 5-15P power plug
European Version	230VAC 50HZ, CEE 7/7 power plug
Power Consumption	3VA
Operating Temperature	0° to 40° C (32° to 104° F)
Storage Temperature	-20° to 45° C (-4° to 113° F)
Relative Humidity	0% to 90% non-condensing
Cooling	Venting Chassis (fanless)
Width x depth x height	8.5 x 6.25 x 1.70 in., 21.6 x 16 x 4.32 cm.
Weight	3.5 pounds, 1.6 kilograms



Part number: 991001 - North American Version
991001E - European Version

Dual Stereo Balancing Gadget

We stuffed two Stereo Balancing Gadgets into a single box. Two playback-only consumer devices feed four RCA/Phono jacks at -10dBV. 4 XLR connectors deliver +4dBu balanced audio to your professional equipment. Output amplifiers capable of driving +26dBu into long cables, even low-impedance 600Ω loads (+24dBm).

Dual Stereo Balancing Gadget converts the unbalanced audio of two "consumer" devices into professional balanced audio.

Our unique circuitry delivers ground-loop isolation comparable to transformers.

No capacitors or transformers in the signal chain for the purest possible sound.

Stunning specs including THD below 0.004%.

Switch between fixed and variable gain settings.

Plenty of gain for even low-level devices such as computer soundcards.

All steel construction built for the rigors of broadcasting.

Fully balanced outputs capable of driving long cables at levels up to +26dBu.

Built-in power supply with 2 meter cord.

RFI-immune circuitry.

Gadgets use only the highest quality components.

DC error correction servo eliminates any offsets.

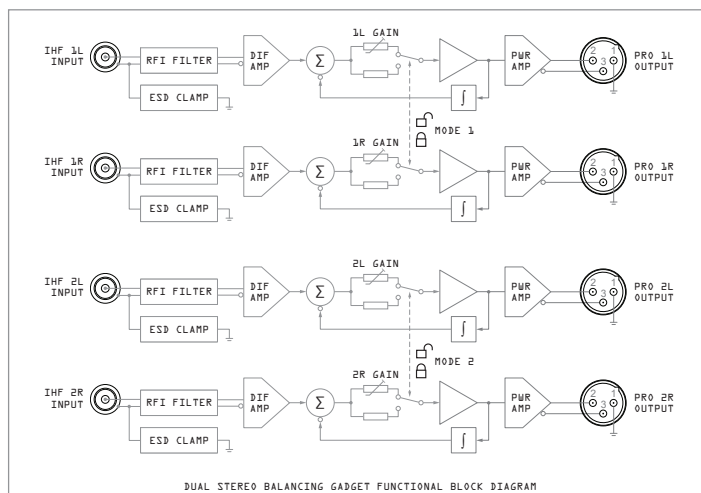
Specifications:

Unbalanced to Balanced Conversion

Fixed Gain	+11.8dB (-10dBV in = +4dBu out)
Adjustable Gain Range	+10dB to +28dB
Frequency Response	±0.2dB, 20 Hz - 20kHz
THD+N	≤0.004%, 20 Hz - 20kHz
Noise	≤90dBu, 20Hz - 20kHz (locked)
Headroom	≥20dB
Maximum Output Level	+26dBu (+24dBm @ 600Ω load)
Input Impedance	100kΩ
Output Impedance	100Ω balanced
Crosstalk	≤-75dB (10kHz)
CMRR	≥70dB (20Hz to 20 kHz)

Power and Environmental

North American Version	115VAC 60 Hz, NEMA 5-15P power plug
European Version	230VAC 50HZ, CEE 7/7 power plug
Power Consumption	4VA
Operating Temperature	0° to 40° C (32° to 104° F)
Storage Temperature	-20° to 45° C (-4° to 113° F)
Relative Humidity	0% to 90% non-condensing
Cooling	Venting Chassis (fanless)
Width x depth x height	8.5 x 6.25 x 1.70 in., 21.6 x 16 x 4.32 cm.
Weight	3.5 pounds, 1.6 kilograms



Part number: 991002 - North American Version
991002E - European Version

Bidirectional Balancing Gadget

Converts one stereo pair from unbalanced to balanced and another stereo pair from balanced to unbalanced. Perfect for a recording device or a computer sound-card. All unbalanced and balanced signals are on RCA/Phono jacks and XLR connectors, respectively. Plenty of gain in the unlocked position means even low-level computer sound-cards are no problem.

The Bidirectional Balancing Gadget converts stereo unbalanced "consumer" audio to professional balanced audio. It also converts stereo pro-audio to "consumer" unbalanced audio.

Innovative input circuitry extracts clean audio while eliminating noise from ground loops and external sources.

Direct-coupled circuitry delivers the cleanest, most transparent sound.

Lock for fixed gain +4dBu balanced audio is converted to -10dBV outputs.

When unlocked, gain can be adjusted via the sealed multturn trimpots.

In the locked position, -10dBV source produces +4dBu outputs.

Rugged powder-coated steel chassis.

All gadgets are guaranteed to reject RF interference.

DC "servo" error correction keeps offset out while preserving the purity of DC coupled circuitry.

Every component is carefully selected for performance and long life.

Ultra high CMRR inputs keep even digital noise out of your audio.

Internal power supply. Available in 120V and 240V versions.

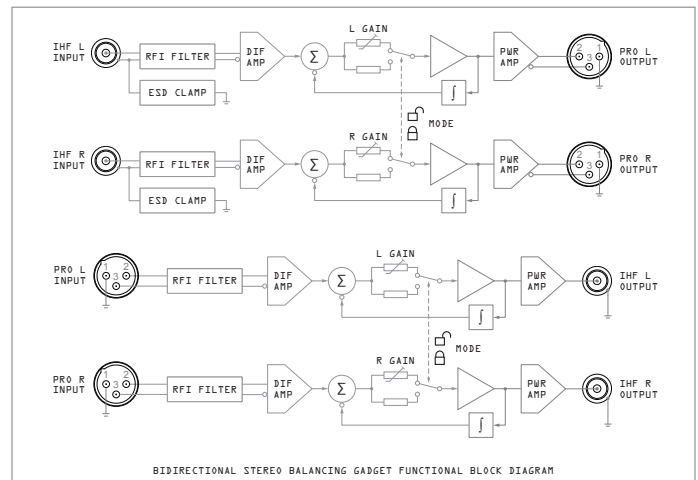
Specifications:

Balanced to Unbalanced Conversion

Fixed Gain	-11.8dB (+4dBu in = -10 dBV out)
Adjustable Gain Range	-17dB to +1dB
Frequency Response	±0.2dB, 20 Hz - 20kHz
THD+N	≤0.004%, 20 Hz - 20kHz
Noise	≤90dBu, 20Hz - 20kHz (locked)
Headroom	≥20dB
Maximum Output Level	+16dBV
Input Impedance	20kΩ
Output Impedance	100Ω (pseudo-balanced)
Crosstalk	≤-75dB (10kHz)
CMRR	≥70dB (20Hz to 20 kHz)

Power and Environmental

North American Version	115VAC 60 Hz, NEMA 5-15P power plug
European Version	230VAC 50HZ, CEE 7/7 power plug
Power Consumption	4VA
Operating Temperature	0° to 40° C (32° to 104° F)
Storage Temperature	-20° to 45° C (-4° to 113° F)
Relative Humidity	0% to 90% non-condensing
Cooling	Venting Chassis (fanless)
Width x depth x height	8.5 x 6.25 x 1.70 in., 21.6 x 16 x 4.32 cm.
Weight	3.5 pounds, 1.6 kilograms



Part number: 991003 - North American Version
991003E - European Version

Turn any mixer into a radio mixer.

Talkshow Gadget

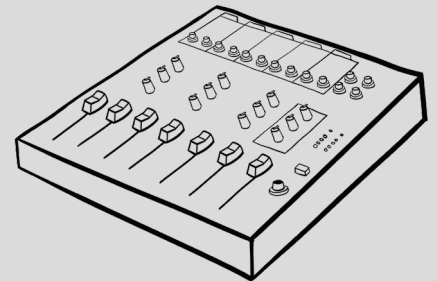
If you've shopped for a small live audio mixer lately, you know there are some great choices out there. Some of these boards are so good, you might be tempted to use one to produce radio content. Unfortunately, several essential radio features are missing from these products, and up to now, getting these features meant buying a mixer designed especially for radio. Enter the Talkshow Gadget.



The Talkshow Gadget adds useful broadcast features to your live mixer. LED illuminated buttons give you instant activation and deactivation of four microphones, allowing you to get the mix right, then leave the faders in place. You also now have speaker volume control and a second input for listening to an external source. Your monitor speakers will mute automatically to prevent feedback when any mic is hot. And speaking of hot mics, the Talkshow Gadget even provides logic to illuminate an ON AIR sign or mic arm tallies to let everyone know you're on the air.

Now, with one of those cool little live mixers and your Talkshow Gadget, you're ready to host your own radio show! At a fraction of the price of a purpose-built radio mixer. You're welcome.

Timing may not be everything, but it can be pretty important in the studio. The Talkshow Gadget mutes the monitors 50ms before opening any mics. This imperceptible delay gives room reverb a chance to decay so it doesn't end up as a noise burst on the air. And we insert another 50ms delay when unmuting the monitors after all the mics are turned off, just to make sure the relays have time to mute any possible noise - just one example of the many thoughtful details that go into every Gadget.



Mounting Options



Rack Mount Kit
Pro mount one or two
gadgets in only 1RU.



Desktop Mount Kit
Brackets tilt the gadget
toward the user's eyes.

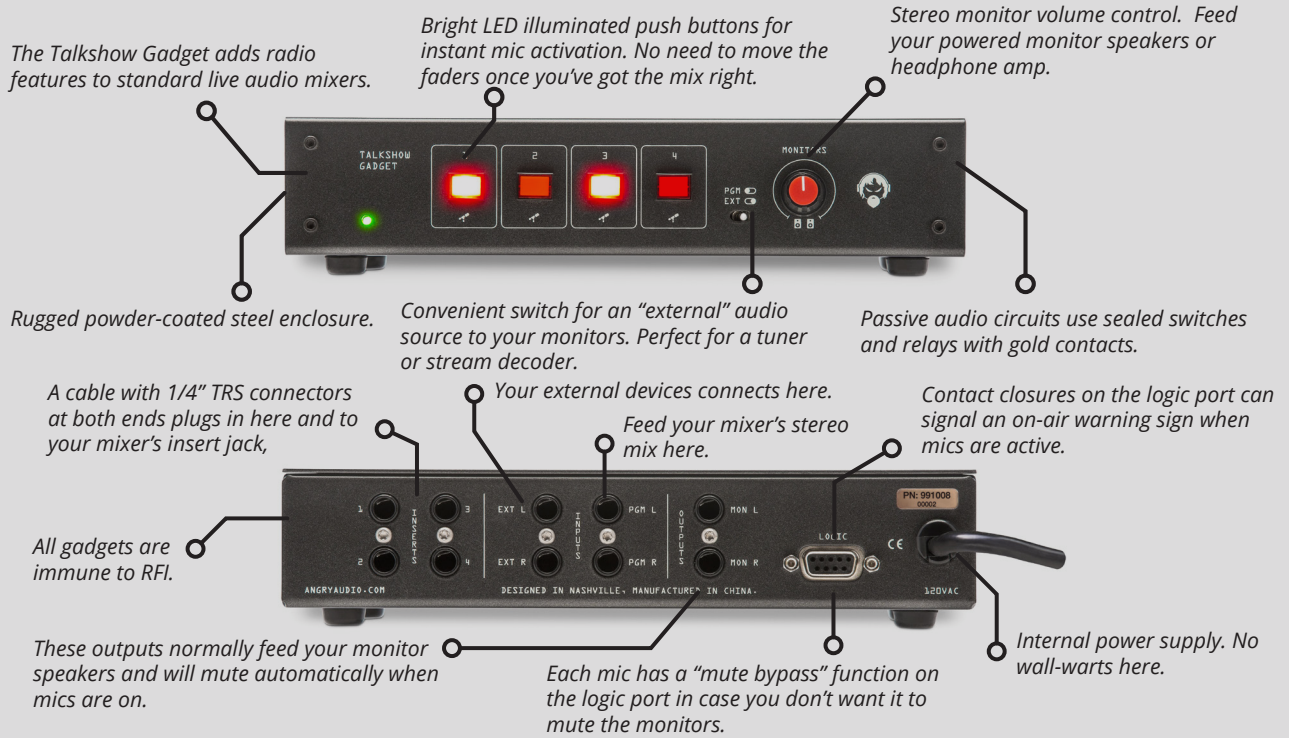


Under Cabinet Mount Kit
Conveniently located under
the edge of your desk.

Talkshow Gadget

Connections are simple. There is a defacto standard most live mixers use for microphone inserts. We use the same standard. A cable with a 1/4 inch TRS connector at both ends is all you need to connect each microphone insert to the Talkshow Gadget. The same type of cable can usually be used to make the other gadget connections also. The Talkshow Gadget can accept balanced or unbalanced audio sources.

The audio signal path is completely passive, with sealed switches and gold-contact relays. The pushbuttons have long-life LED illumination. On the logic connector, dry relay contacts are provided which activate when the monitors mute to drive an ON AIR sign or lamp to alert others that microphones are live. A mute override logic signal is provided for each microphone if you do not wish to mute the monitors.



Power and Environmental

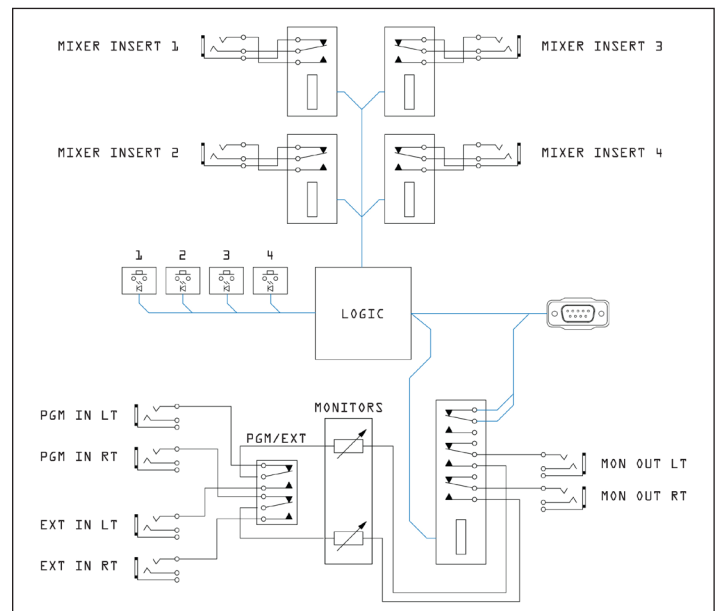
North American Version	115VAC 60 Hz, NEMA 5-15P power plug
European Version	230VAC 50HZ, CEE 7/7 power plug
Power Consumption	3VA
Operating Temperature	0° to 40° C (32° to 104° F)
Storage Temperature	-20° to 45° C (-4° to 113° F)
Relative Humidity	0% to 90% non-condensing
Cooling	Venting Chassis (fanless)

Product Weight & Dimensions

Width x depth x height	8.5 x 6.25 x 1.70 in., 21.6 x 16 x 4.32 cm.
Weight	3.5 pounds, 1.6 kilograms

Specifications:

Part number:	991008 - North American Version 991008E - European Version
--------------	---



Kill dead air dead. Wait, what?

Failsafe Gadget

Dead air is every broadcaster's worst nightmare. Equipment fails, lightning strikes, humans make mistakes. And for some reason, dead air often favors the dead of night. Unless you really enjoy those unplanned trips to kick Murphy out of the studio, you might consider a less sleep-depriving way to deal with off-air emergencies. We'd like to introduce you to the Failsafe Gadget.



The Failsafe Gadget is a simple stereo A/B switch. Normally, the Main (A) source is fed to the output. A sophisticated sensor monitors the Main source constantly. If silence is detected, the Backup (B) source is switched to the output. The user can select whether the unit will switch back to Main if the audio returns, or whether it should remain on Backup until manually switched.

Connect your studio to the Main input and send the output to your transmission system. Backup audio source might be a second computer, a looping CD player, even an iPod shuffling a playlist. In addition to audio switching, a logic output from the Failsafe Gadget can activate a device or alarm if silence is detected. Logic inputs are provided to remote the switching.



You can use the Failsafe Gadget in reverse too. Perhaps you have a source that you wish to put automatically on the air whenever it appears. Easy. Just feed your regular programming into the B input and this source into the A input. Place the recovery switch in the A<B position and now whenever there is audio on your source, it will override your regular programming. Set the timer for a short delay and when the source goes silent again, your programming will resume.

A recessed rotary switch allows you to set the threshold of the silence sensor. Another rotary switch gives you control over the duration of the silence before the sensor takes action. Dynamic programming with a relaxed pace may want lower thresholds and longer delays, while compressed and tight programming may tolerate higher thresholds and shorter delays. The idea is to set the threshold and delay so that normal gaps and quiet passages will not trigger the sensor.

Mounting Options



Rack Mount Kit
Pro mount one or two gadgets in only 1RU.



Desktop Mount Kit
Brackets tilt the gadget toward the user's eyes.

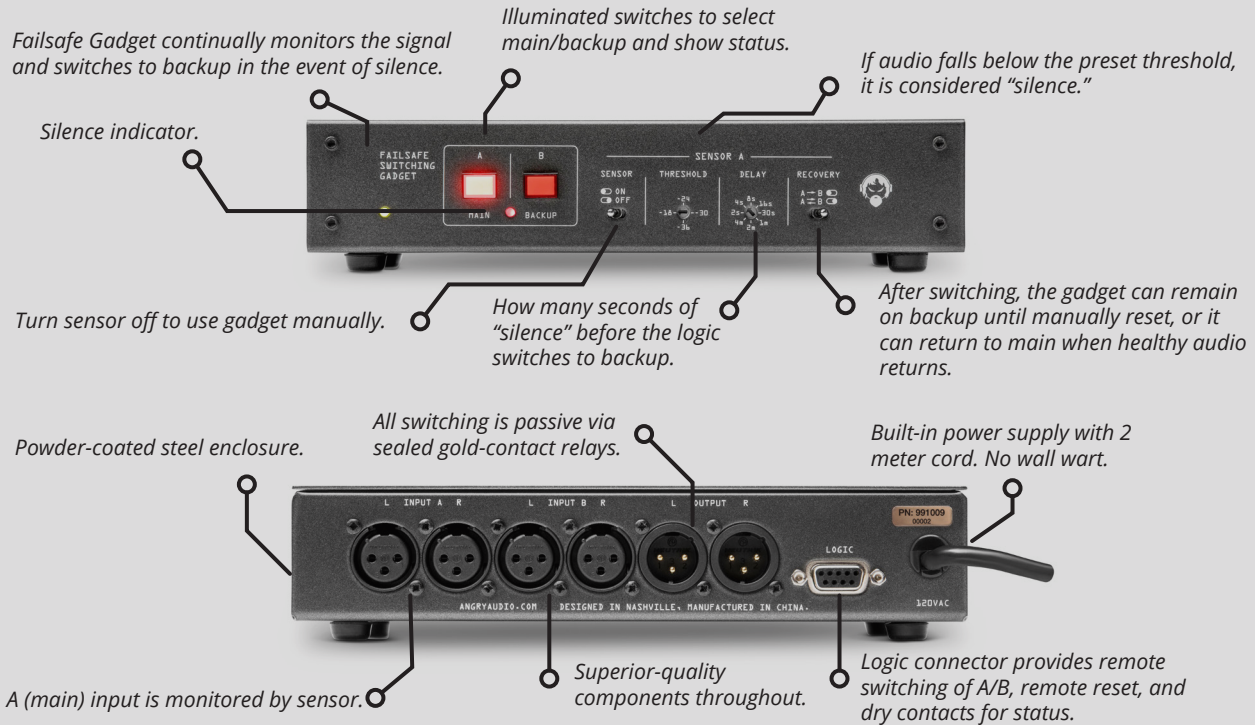


Under Cabinet Mount Kit
Conveniently located under the edge of your desk.

Failsafe Gadget

A bicolor LED gives clear status of the audio. Green is normal, above the threshold. Some red flashing is normal during quiet passages and transitions, but if it stays red for awhile, a silence event is underway. A front-panel sensor bypass switch lets you put the Failsafe Gadget in manual mode; useful for formats that only need backup during automated segments.

The Failsafe Gadget's audio switching path is completely passive, using sealed relays with gold contacts. The enclosure is powder-coated steel. The power supply is internal (no wall wart). All components are premium, selected for performance and longevity. And like every other Angry Audio product, the Failsafe Gadget is completely immune to RF interference.



Power and Environmental

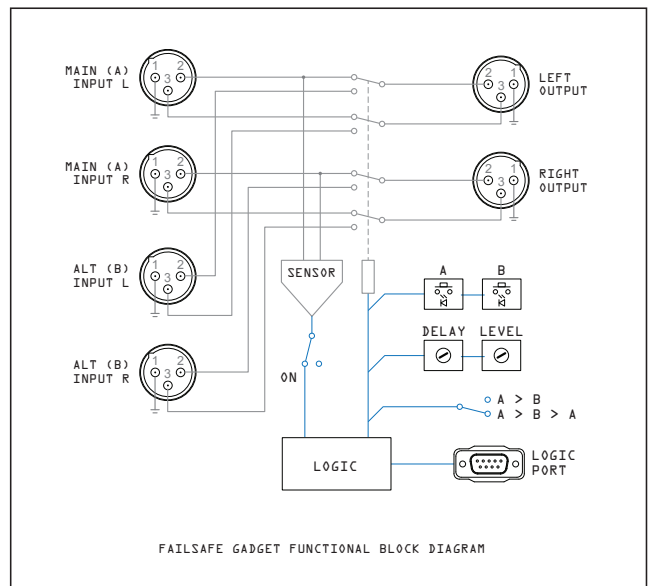
North American Version	115VAC 60 Hz, NEMA 5-15P power plug
European Version	230VAC 50HZ, CEE 7/7 power plug
Power Consumption	3VA
Operating Temperature	0° to 40° C (32° to 104° F)
Storage Temperature	-20° to 45° C (-4° to 113° F)
Relative Humidity	0% to 90% non-condensing
Cooling	Venting Chassis (fanless)

Product Weight & Dimensions

Width x depth x height	8.5 x 6.25 x 1.70 in., 21.6 x 16 x 4.32 cm.
Weight	3.5 pounds, 1.6 kilograms

Specifications:

Part number:	991009 - North American Version 991009E - European Version
--------------	---



Your program. All over the place.

Distribution Gadget

Need to feed a stack of stuff from a single source? You could try the daisy-chain, but you may end up with a ground loop, signal degradation or worse. What you really need to get a signal to multiple destinations is a broadcast-grade distribution amplifier. We poured some fresh ideas into the DA and called it, of course, the Distribution Gadget.




The Distribution Gadget allows a single source to drive multiple destinations. This is especially useful in broadcasting for connecting the studio output to an air chain, internet encoder, recording device, etc. The Distribution Gadget eliminates the ground loops and signal loss that often occur when directly attaching multiple loads to a source.

With four inputs (one pair for consumer -10dBV unbalanced sources and the other for +4dBu professional sources), the Distribution Gadget is ready for anything. Naturally, the unbalanced inputs feature the same exclusive ground (loop) breaking circuitry found on our Balancing Gadgets. You can even switch between consumer and pro sources on the fly with the front panel switch.

There are eight separate balanced line output amplifiers. Every output is fully isolated from the others, so if one destination has a problem — for example, a half-plugged connector shorting an output to ground — the other destinations are blissfully unaware and receive a perfectly clean copy of the source audio.

Connectors can be controversial. Some like XLR, some like terminal blocks. We like the AES59 format, because it lets you choose whatever connector style you like. The Distribution Gadget's DB-25 connector uses the hugely popular AES59 standard pinout, so you can use cables which fan out to XLR, or 1/4" TRS, or even phono plugs. There are adapter cards with terminal blocks, too. Even some patch bays and breakout panels use this format. So stop stripping wires and put those eight outputs right to work!



Mounting Options



Rack Mount Kit
Pro mount one or two gadgets in only 1RU.



Wall Mount Kit
Attach your gadget to a wall or inside of a cabinet.



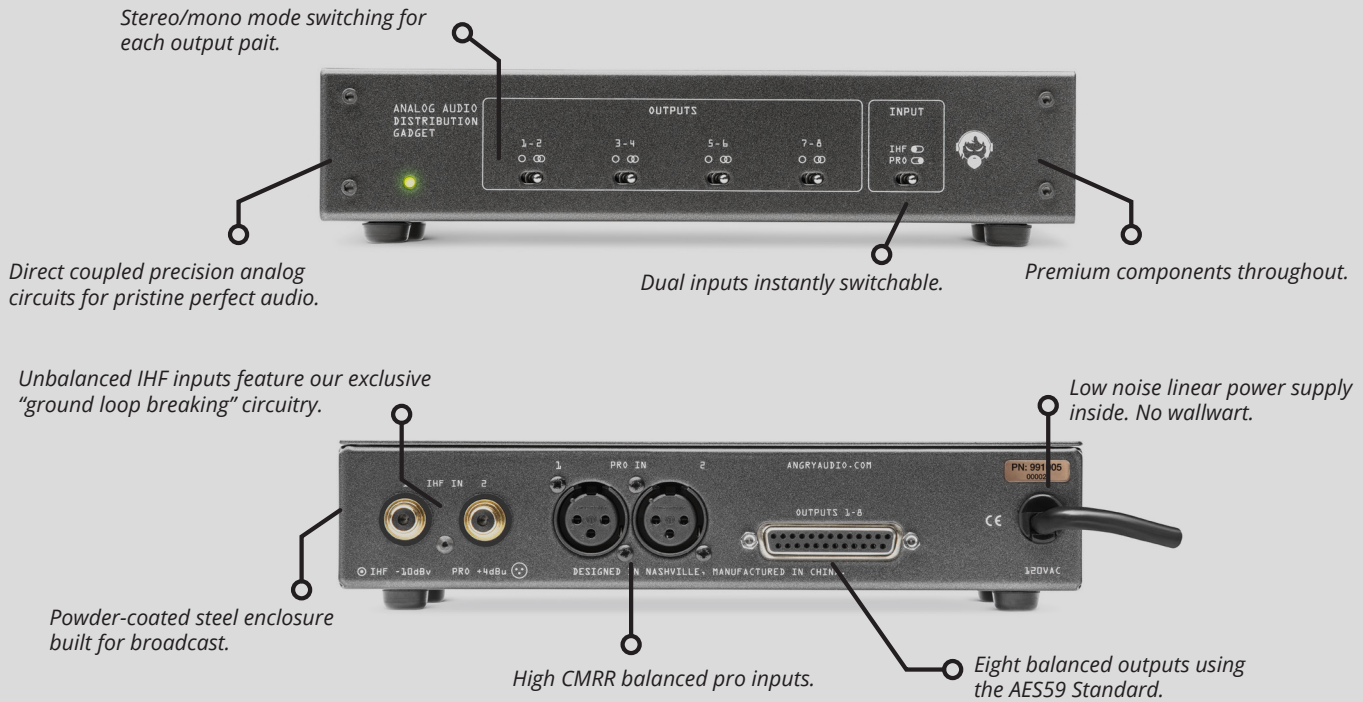
Desktop Mount Kit
Brackets tilt the gadget toward the user's eyes.



Under Cabinet Mount Kit
Conveniently located under the edge of your desk.

Distribution Gadget

With its direct-coupled, low-distortion, low-noise circuitry, the Distribution Gadget is sonically transparent. Tons of headroom too. Every output is capable of +24dBm. And our internal bi-polar linear power supply (no wall warts here) produces all the juice needed to deliver that pristine, perfect audio 24/7 for years. Recording-grade sonics, broadcast-grade durability.



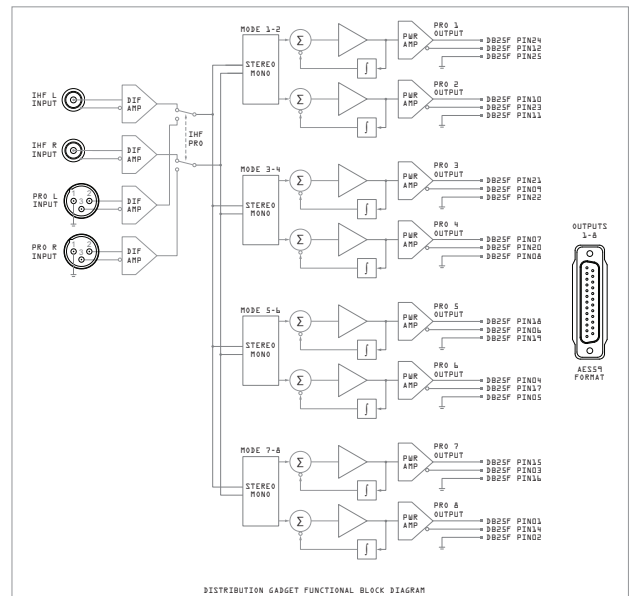
Specifications:

Audio Performance

Nominal Output Level	+4dBu (balanced)
Normal Output Level	-10dBV v(unbalanced)
Frequency Response	±0.2dB, 20 Hz - 20kHz
THD+N	≤0.004%, 20 Hz - 20kHz
Noise	≤90dBu, 20Hz - 20kHz (locked)
Headroom	≥20dBu
Maximum Output Level	+26dBu (+24dBm @ 600Ω load)
Input Impedance	20kΩ (pro inputs)
Output Impedance	100Ω balanced
Crosstalk	≤-75dB (10kHz)
CMRR	≥70dB (20Hz to 20 kHz)

Power and Environmental

North American Version	115VAC 60 Hz, NEMA 5-15P power plug
European Version	230VAC 50HZ, CEE 7/7 power plug
Power Consumption	8VA
Operating Temperature	0° to 40° C (32° to 104° F)
Storage Temperature	-20° to 45° C (-4° to 113° F)
Relative Humidity	0% to 90% non-condensing
Cooling	Venting Chassis (fanless)
Width x depth x height	8.5 x 6.25 x 1.70 in., 21.6 x 16 x 4.32 cm.
Weight	3.5 pounds, 1.6 kilograms



Part number: 991005 - North American Version
991005E - European Version

The cure for the common cough.

Guest Gizmo

Studio guests are only human. And humans cough. They cough and clear their throats and sniff and snort. Not the most pleasant experience for your listeners. If you tell your guests to turn their heads and cough, they might misunderstand. Besides, it really doesn't help that much.

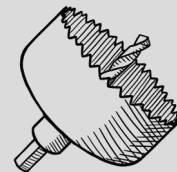
Cure this with the Guest Gizmo. It has a cough drop (ahem) button built right in. Your guest feels the need to make disgusting noises and pushes the button until the urge has passed. You'll want one at every guest microphone position. The cough button is a necessary tool.



Speaking of necessities, every guest needs headphones. Which is why the Guest Gizmo provides a stereo headphone amplifier with volume control. Your guest can adjust headphone levels to personal taste (that human thing again). And the Guest Gizmo amp has the power to drive just about anything, even those big cans so beloved in radio.

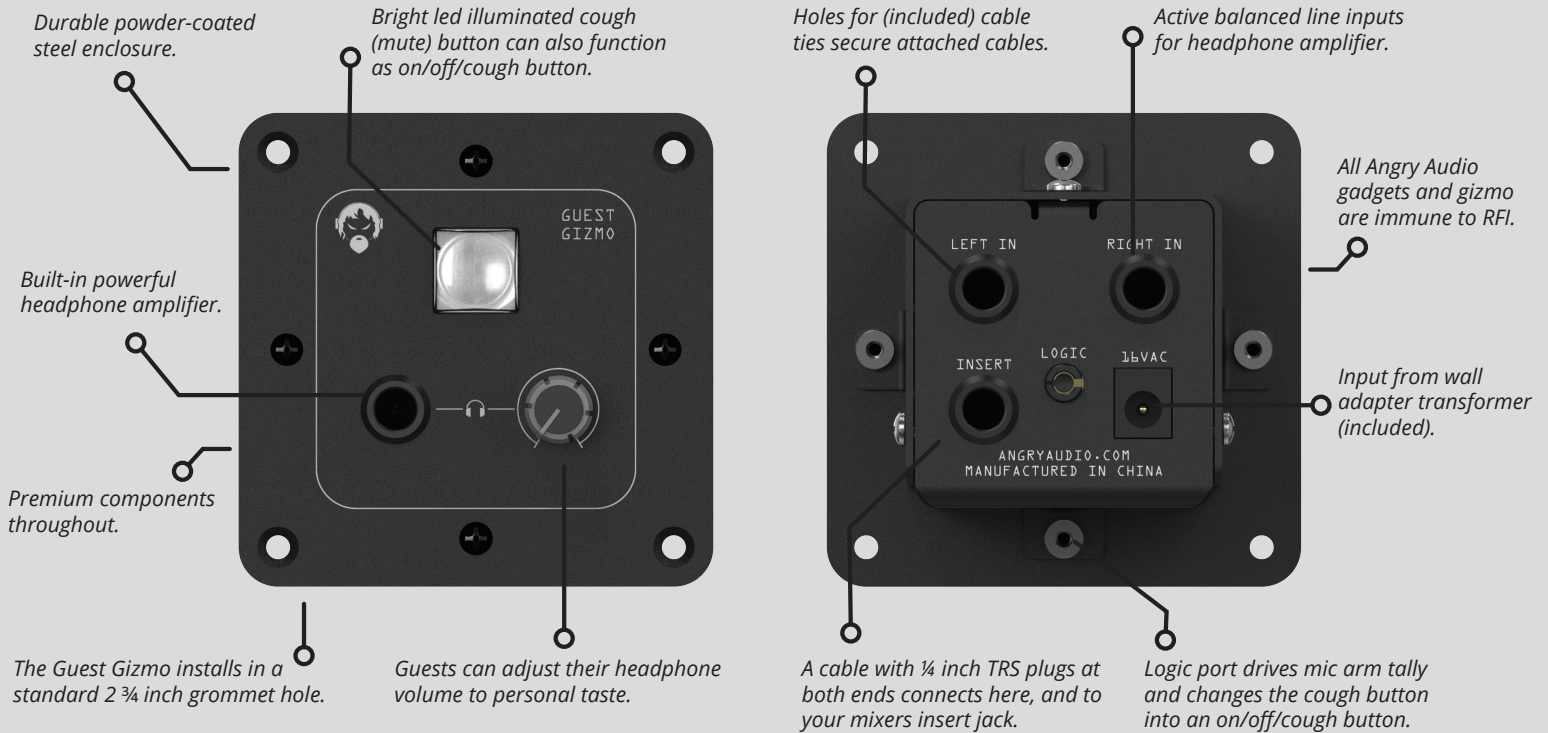
You know those cool new mic arms with the built-in LED tallies? They're all the rage. Problem is lighting them up. Guest Gizmo to the rescue again. Hook up your mic arm to the logic port and the button changes from cough to on/off/cough and drives the red light whenever the mic is hot. Cool?

Installing the Guest Gizmo in your studio furniture couldn't be easier. All you need is a $2\frac{3}{4}$ inch grommet hole. A quick trip to the hardware store for a hole saw and you're ready for business. No router required. Your studio gets a clean, custom appearance and you get all the credit. Well deserved, we say.



Guest Gizmo

The Guest Gizmo uses your mixer's microphone insert jack to provide the muting function. A cable with a ¼ inch TRS plug at both ends is all you need. The muting is done with a sealed relay with isolated gold contacts. Because these are dry contacts, you can even use the insert jack to drive muting logic on a broadcast console if you have one.



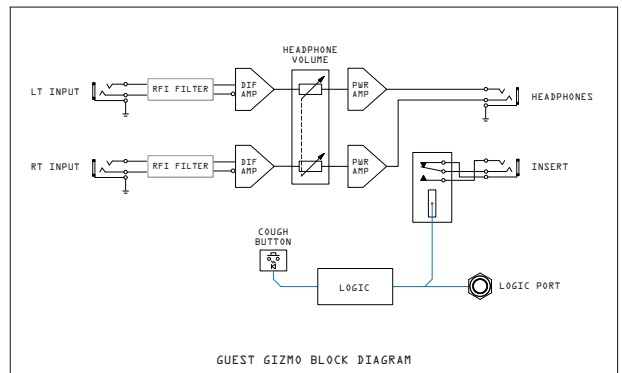
Specifications:

Headphone Amplifier

Nominal Input Level	+4dBu
Input Impedance	20kΩ Fully Balanced
Minimum Headphone Impedance	32Ω
Maximum Output	+18dBu
Output Impedance	10Ω
Frequency Response	±0.2dB (20Hz - 20kHz)
THD + N	≤0.008% (20Hz - 20kHz)
Noise	≤-90dBu (20Hz - 20kHz unweighted)
Maximum Power	550mW per channel at 75Ω

Power and Environmental

North American Version	120VAC 60Hz
Power Consumption	3VA
Operating Temperature	0° to 40° C (32° to 104° F)
Storage Temperature	-20° to 45° C (-4° to 113° F)
Relative Humidity	0% to 90% non-condensing
Width x depth x height (Gizmo)	3.125 x 3.125 x 4.25in
Weight (Gizmo + Power Adapter)	1.6 pounds, 0.75 kilograms
Mounting hole diameter	2.75 inch



Part number: 991021 - North American Version
991021E - European Version

The light bulb moment. Now in two colors!

Mic Tally Gizmo



You splurged. You bought gorgeous new MIKA microphone arms for the studio. And you got the ones with the tally lights. Good thinking. In the Smartphone era, guests get distracted. You need a way to get their attention and the mic arm tally lights are um, brilliant.

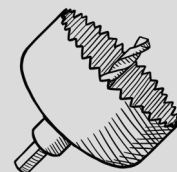


MIKA is a registered trademark of Yellowtec GmbH. MIKA mic arm shown courtesy Yellowtec GmbH.

So how exactly do you light those up anyway? With our Mic Tally Gizmo, of course! The 5-pin XLR topside carries the microphone audio and the signal voltage for the tally light. The microphone signal is passed through to a 3-pin XLR connector on the bottom.


Dual logic inputs drive the tally either red or white. Red is usually the color for on-air. White can be used for an alternate signal. Ready light, talkback indicator, phone ringer, pizza delivery. You'll come up with a bright idea.

You won't need a carpenter to install the Mic Tally Gizmo in your furniture. Even if you're not that handy, you can handle a hole saw. A 2- $\frac{1}{8}$ inch hole is as easy as installing a desk grommet. Your studios will look amazing and you'll look brilliant.



Mic Tally Gizmo


5-Pin XLR carries microphone audio and tally signaling.



Installs into a round "grommet" hole for a streamlined, finished look.

Powder-coated steel enclosure keeps out RFI.

Anchor holes for (included) tie wraps to manage cables.



Microphone audio connection to your preamp. Totally transparent.

Input for (included) external 15Vdc power supply.

Separate optically-isolated logic ports to activate the red or white tally light.

Specifications:

Connections

Mic Arm Input
Mic Thru
Logic Ports
Power

5-pin XLR female jack
3-pin XLR male jack
3.5mm TRSS jack
15VDC input

Power and Environmental

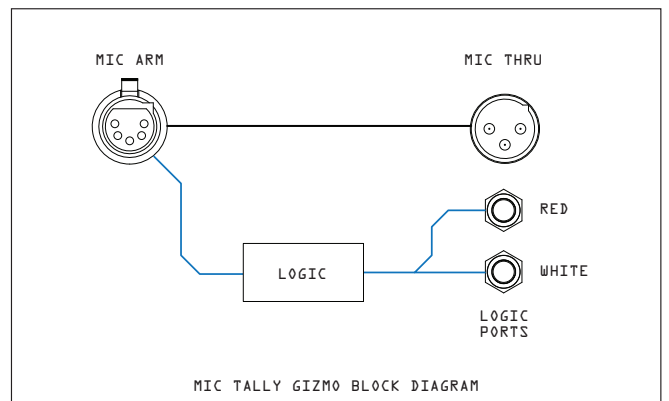
Power Input (Adapter)
Power Output (Adapter)
Tally Output
Operating Temperature
Storage Temperature
Relative Humidity

115VAC or 230VAC, 50-60Hz
15VDC, 200mA, 3.0W
12VDC, 80mA
0° to 40° C (32° to 104° F)
-20° to 45° C (-4° to 113° F)
0% to 90% non-condensing

Product Weight & Dimensions

Width x depth x height (Gizmo)
Weight (Gizmo & Adapter)

2.25 x 2.25 x 3.25 in.
1.0 pound, 0.46 kilograms



Part number: 991025 - North American Version
991025E - European Version

ANGRY AUDIO LLC

128 Holiday CT STE 118
Franklin TN 37067 USA

+1 (615) 763-3033
answers@angryaudio.com



angryaudio.com

© Angry Audio LLC. All Rights Reserved.